
















Connections detailed view - departure: on 13.12.12 at 19:01

Station	Time	Comments	Platform
U Dahlem-Dorf (Berlin)	dep: 19:01	 	
	 U3	Direction: U Nollendorfplatz (Berlin) [1] [2] next alternative departures: U3 dep 19:06, U3 dep 19:11, U3 dep 19:16, U3 dep 19:21, U3 dep 19:26	
S+U Heidelberger Platz (Berlin)	arr: 19:07	 	
		Blindenleitstreifen am Bahnsteig S-Bahn	
S+U Heidelberger Platz (Berlin)	dep: 19:10	 	1
	 S46	Direction: S Westend (Berlin) [3] [4] next alternative departures: S41 dep 19:13, S41 dep 19:18, S41 dep 19:23, S41 dep 19:28, S46 dep 19:30	
S Westend (Berlin)	arr: 19:19	  	1
S Westend (Berlin)	dep: 19:24	  	
	 Bus M45	Direction: S+U Zoologischer Garten [1] next alternative departures: Bus M45 dep 19:31, Bus M45 dep 19:37, Bus M45 dep 19:44, Bus M45 dep 19:51, Bus M45 dep 19:57	
Luisenplatz/Schloss Charlottenburg (Berlin)	arr: 19:29		

regular fare: 2.40 EUR, day ticket: 6.50 EUR; Duration: 0:28; operates on 13.12.12
general operation information of connection: runs not every day, Days of operation

Legend / annotation

 Current traffic hints and disturbed lifts  lift  guiding-system for the blind  escalator

[1] barrierefrei [2] Fahrradmitnahme möglich [3] barrierefrei [4] Fahrradmitnahme möglich

All information is issued without liability.